

Product Specifications

Products Name: Moulded Case Circuit Breaker

Products model: NDB2T-63 (UL489)

Date: 20161118

Prepare	Review	Approvel
Xurong	huozhiqiang	yangwei

Doc. Code	NDT500717	Version	1	Issue Date	20161118
-----------	-----------	---------	---	------------	----------

1、Applicable scope and purpose

- Short -circuit protection
- Over-load protection
- Control
- Isolation
- DC system protection

NDB2T-63 dedicated to the low voltage power distribution system of industrial, buildings, energy communications and infrastructure.

2、Picture:



1P

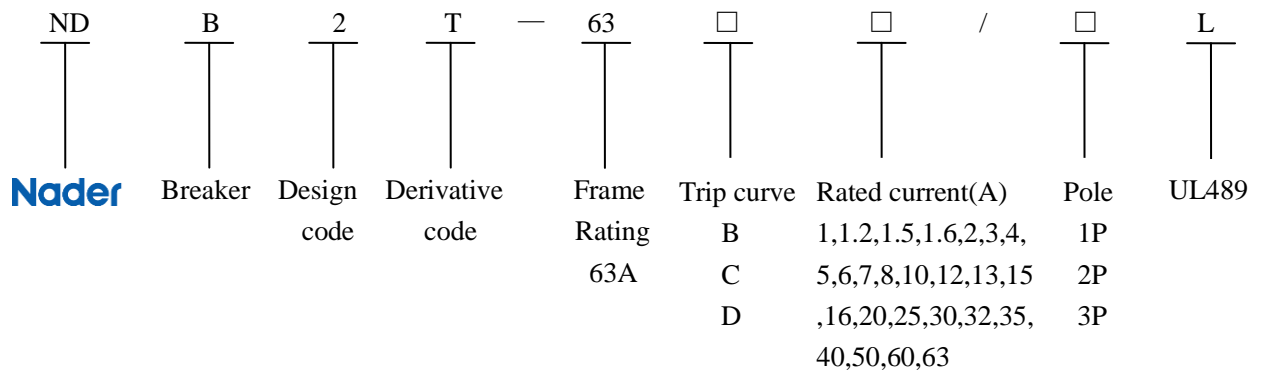


2P



3p

3、Model and implication:



4、Main technical specification

●Electrical parameters

○Rated working voltage and relevant breaking capacity:

Pole		1P	2P	3P	1P	2P	3P
Rated current		1~32A			35~63A		
Classification		Rated breaking current					
Rate voltage	AC	120V	10kA	—	—	10kA	—
		240V	—	10kA	10kA	—	10kA
		277V	10kA	—	—	—	—
		480Y/277V	—	10kA	10kA	—	—
	DC	60V	10kA	10kA	—	10kA	10kA
125V		—	10kA	—	—	10kA	

Doc. Code	NDT500717	Version	1	Issue Date	20161118
-----------	-----------	---------	---	------------	----------

○ Impulse withstand test voltages: 6kV

● Isolation function

○ Practical breaking instructions

○ View window within the green identification said contact in the off position

● Tripping characteristic

B type curve

○ Protection of short circuit current small load

○ rated current: 1A~63A

○ tripping characteristic: The instantaneous tripping range $4I_n$ ($1 \pm 20\%$)

C type curve

○ Protect normal load and distribution wire cable

○ rated current: 1A~63A

○ tripping characteristic: The instantaneous tripping range $8I_n$ ($1 \pm 20\%$)

D type curve

○ Protect starting current big impact load (Such as motor, transformer)

○ rated current: 1A~63A

○ tripping characteristic: The instantaneous tripping range $12I_n$ ($1 \pm 20\%$)

5. Normal working environment

● Ambient temperature: $-40^\circ\text{C} \sim +70^\circ\text{C}$

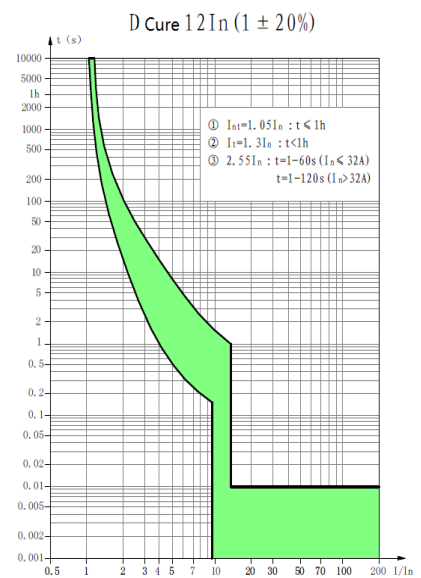
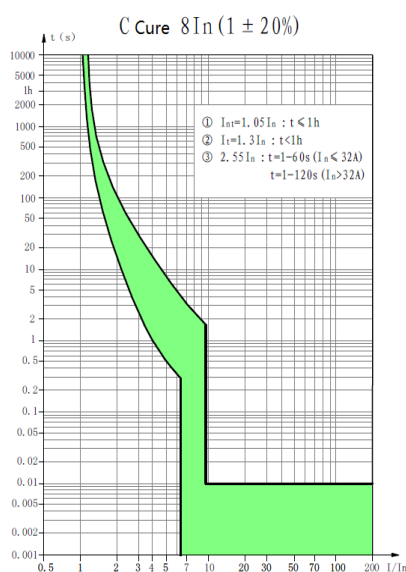
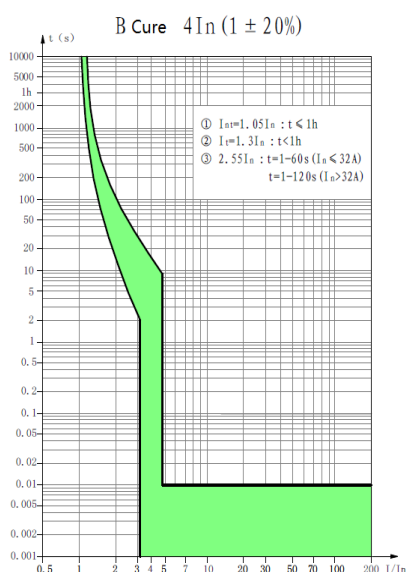
● Air relative humidity: $\leq 95\%$

● Altitude: $\leq 2000\text{m}$

● pollution degree: 3

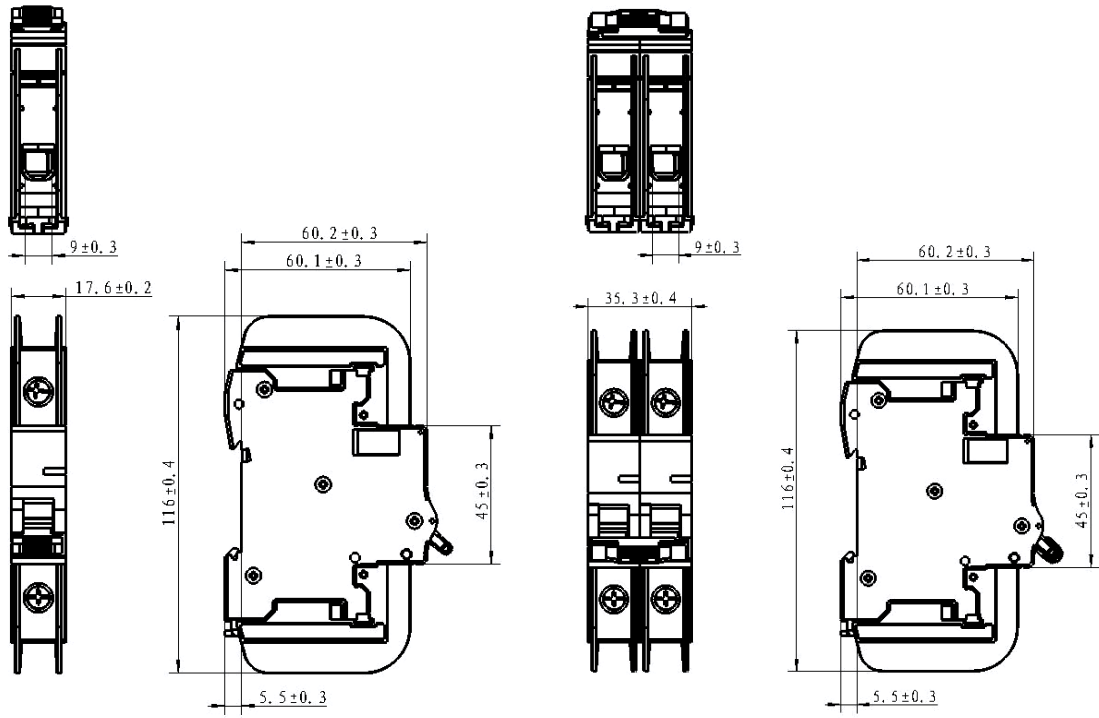
● Service place without significant vibration and impact

6. Tripping characteristic



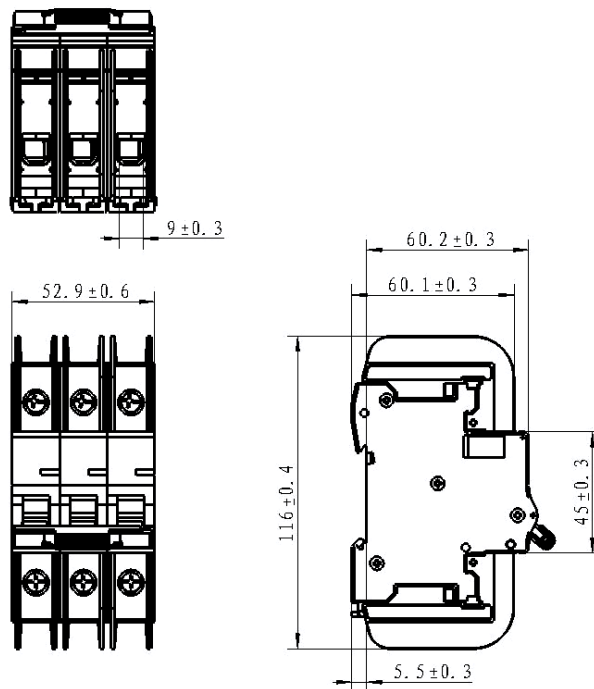
Doc. Code	NDT500717	Version	1	Issue Date	20161118
-----------	-----------	---------	---	------------	----------

7、Outline dimensions



1P

2P



3P

Doc. Code	NDT500717	Version	1	Issue Date	20161118
-----------	-----------	---------	---	------------	----------

8、Mounting

Modular construction, can be installed in EN60715 TH 35mm x 7.5mm standard guide rail.

9、Packing storage

Quantity (1P product: 12PCS/box, 2P product: 6PCS/box, 3P product: 4 PCS/box, 4P product: 3PCS/box), Packing boxes of products should be stored in the air circulation and relative humidity is not more than 80% and the temperature is not higher than + 70 °C, Not less than - 35 °C in the air around without acid, alkali or other corrosive gases stored in the warehouse. In the above conditions, the storage period since the production date not more than three years.

10、Connect line requirements

- Standard cross-sections of round copper conductors: 1~35mm² 2 AWG, Max
- Terminal screw:M5 ,Rated torque : 2.0N.m

11、Accessories list and mounting

●OF2 auxiliary contacts Installed on the left hand of the NDB2T - 63 breaker, indication circuit breaker on-off state ;

●SD2 indicator contacts Installed on the left hand of NDB2T - 63 breaker , indication failure tripping status of breaker;

●MX+OF2 shunt trip release Installed on the left hand of NDB2T - 63 breaker, remote control of the circuit breaker's tripping;

12、 Notice

- 1、 Customers who disassemble the product without approval shall undertake relevant quality problems by themselves;
- 2、 Do not touch the naked part of conductive components when the product is power on;
- 3、 Don't test characteristics of the breaker optionally, the manufacturer is irresponsible for such quality problems;
- 4、 Keep wiring correct to prevent malfunction or damage of wiring terminals.
- 5、 Please open the cover when installing the accessory. Please refer to OF2, SD2, MX+OF2 Instruction for details.