

Shanghai Liangxin Electrical Co., Ltd.

Product Specification of NDB6AZ-63H

(IPD-ENG-DEV-T22 A1 2016-09-23)

Product Name: Moulded Case Circuit Breaker

Product type: NDB6AZ-63H

Date: 20190825

Prepared	<u>Yang Yanqun</u>	Date	<u>2019-8-25</u>
Reviewed	<u>Zhang Yang</u>	Date	<u>2019-8-26</u>
Approved	<u>Yang Hairong</u>	Date	<u>2019-8-27</u>

Revision information					
Version	Revised contents and reasons	Date	Prepared	Reviewed	Approved
0	Initial release	20190827	Yang Yanqun	Zhang Yang	Yang Hairong

1、Application

- Short -circuit protection
- Over-load protection
- Isolation

NDB6AZ-63H series products are mainly used in telecommunications equipment rooms or communication cabinets,as isolation,short circuit and overload protection for cabinets,equipment rooms or downstream subscriber lines.

2、Product Pictures

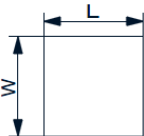


NDB6AZ-63H breaker

3、Model and implication

ND	B	6A	Z	-	63	H	/	50	B	/	1PN
Nader	Bre-	Design	DC		Shelf	black		Rated current	Battery : B		Number of poles
Low	aker	number			rank			6, 10, 16, 20, 25,	Load:none		N pole straight through
voltage					63A			32, 40, 50, 63			
electrical											
appliance											

4、Main technical parameters

Parameter name	Specific parameter description	Parameter name	Specific parameter description
Model	NDB6AZ-63H	Rated voltage (V)	DC80, AC230/240
Rated limit breaking capacity(kA)	10 (DC80V), 6 (6-16A, AC230/240V), 4.5 (20-63A, AC230/240V)	Electrical endurance (times)	4000
Wiring area (mm ²)	<p>Bare wire : 0.75 ~ 16</p> <p>ferrule with plastic sleeve : 0.75 ~ 10</p> <p>ferrule without plastic sleeve:16</p> <p>the schematic diagram of the ferrule's cross-sectional area is as follows:</p>  <p>cross-sectional area of ferrule:</p> <p>1.3 mm ≤ L ≤ 6mm, 1.3 mm ≤ W ≤ 6mm.</p> <p>insulation sleeve or heat shrinkable tube diameter ≤ 9.5mm when ferrul is inserted into 25mm depth.</p>	Mechanical life (times)	6000
Plug depth (mm)	23 ~ 25	Stripping length (mm)	0.75~6mm ² : 12~18 10mm ² : 14~18 16mm ² : 18 ± 1
Insertion frame force (N)	≤ 80	Pull out frame force (N)	≤ 75
circuit breaker insertion and removal times	200	cold pressed end Length (mm)	0.75~6mm ² : 10~16 10mm ² : 12~16 16mm ² : 16 ± 1

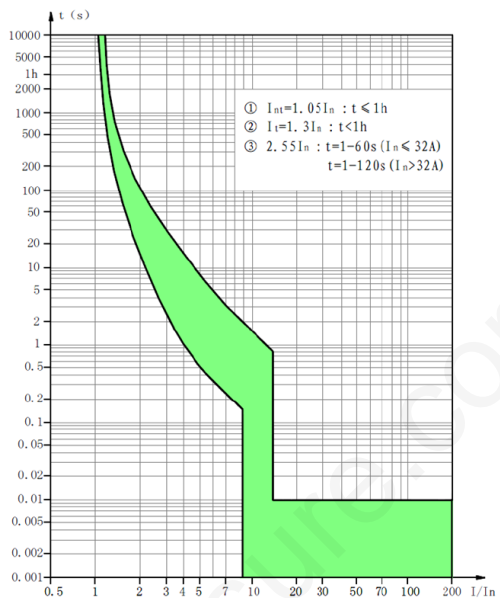
5、Working conditions

- Height: ≤ 2000m, provoid derating parameters at more than 2000 meters(derating ratio table see attachment)
- ambient temperature: -40°C ~ +70°C
- Can withstand the effects of humid air (Temperature @ +40°C and above, air relative humidity does not exceed 50%, allows greater relative humidity at lower temperatures, for example, 95% @ +20°C)
- Can withstand salt spray for 48 hours
- In a medium without explosion hazard, and the medium does not have enough gas and conductive dust to corrode metal and destroy insulation

- In places where there is no rain or snow

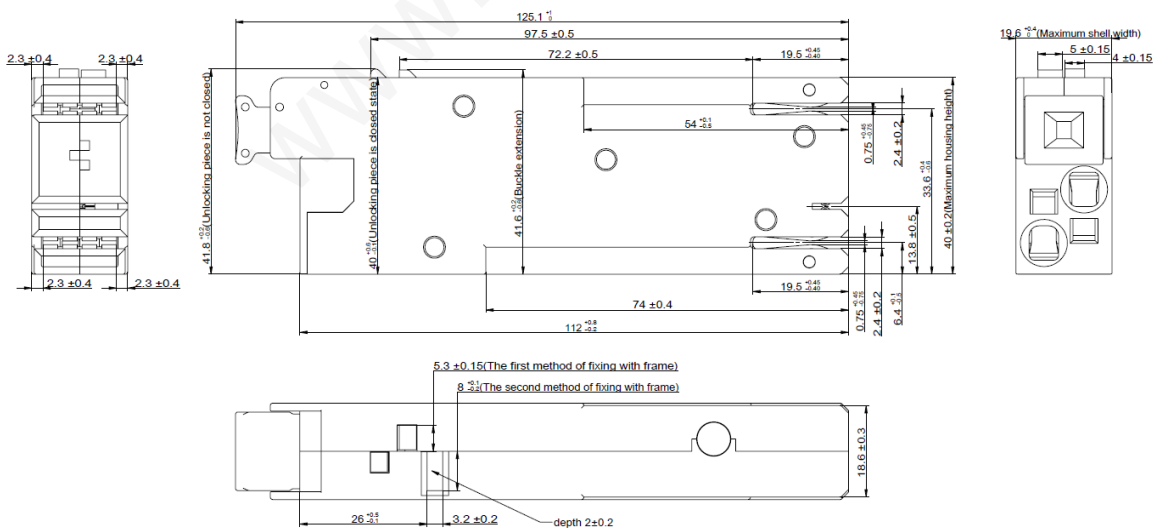
6、Time-Current curves

- Direct-current
 - Protect conventional and distribution cables
 - Specify ampere rating: 6A、10A、16A、20A、25A、32A、40A、50A、63A
 - Tripping characteristics: instantaneous trip range $11I_n(1 \pm 20\%)$



DC $I_i = 11I_n (1 \pm 20\%)$

7、Outline and installation dimensions



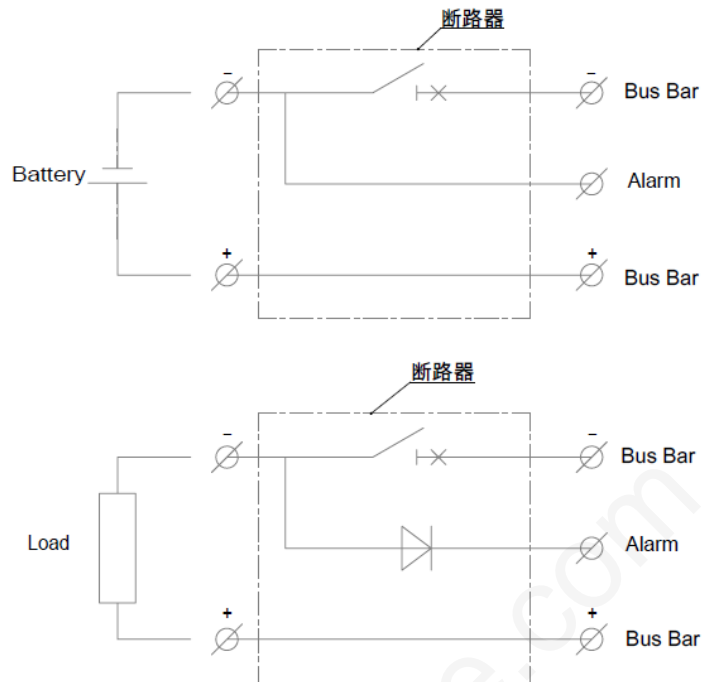
NDB6AZ-63H Outline and installation dimensions

8、Installation method

Plug-in type, the thickness of the rear-end plug in copper row is 2 ± 0.1 mm, signal port copper row thickness

is $1 \pm 0.1\text{mm}$.

Signal terminal wiring schematic diagram:



9、Packaging and storage

Maximum number of packages:8/box,packed in boxes: 24 boxes/box,it should stored in a warehouse where air circulation and relative humidity is not more than 80%,temperature is not lower than -40°C but not higher than 80°C .Store in the warehouse without acid,alkaline or other corrosive gases in the surrounding air.

Under the above conditions,the storage period shall not exceed 1 year from the date of manufacture.

10、Environment

Product design meets ROHS requirements.

11、Accessory list and installation

Annex 1: derating ratio table of Moulded Case Circuit Breaker with altitude greater than 2000m.

Altitude H(km)	Rated operating current	Maximum operating voltage	Rated power frequency withstand voltage	Rated impulse withstand voltage	Rated short circuit breaking capacity and electrical life
2	I_n	U_e	1.00	1.00	1.00
3	$0.99I_n$	U_e	0.89	0.89	0.83
4	$0.96I_n$	U_e	0.80	0.80	0.71
5	$0.94I_n$	U_e	0.73	0.73	0.63

12、Notices

- 1、 Take responsibility for yourself if product quality problems caused by unpacking products privately;
- 2、 Do not touch the exposed part of the non-insulated part of the circuit breaker when the work is energized;
- 3、 Please do not arbitrarily debug the characteristics of the circuit breaker.The manufacturer will not be responsible for the product quality problems caused by this;
- 4、 The wiring should be reliable to prevent the breaker from circuit breaker malfunction and terminal burned caused by abnormal heat at the terminals.